

The Gruffalo and Friends Finger Puppets!


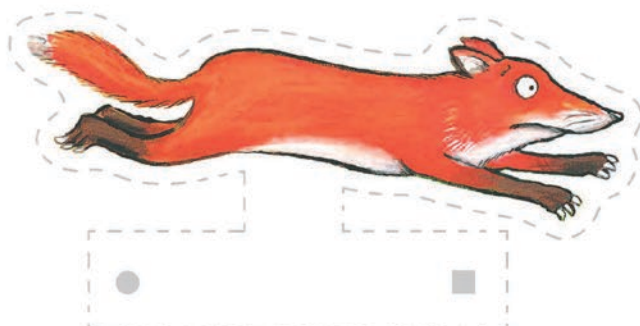
It's really easy to make these fantastic finger puppets. Follow the instructions below and very soon you will be acting out *THE GRUFFALO* with your fingers!

You will need:

Scissors and tape

Instructions:


1. Carefully cut around the dotted lines with a pair of scissors.
Ask an adult to help you with this.
2. Connect the square and circle on the edge of the rectangle on the bottom of each character and tape together.
3. Slip on your fingers or give each of your friends a finger puppet to play with.
4. Act out *THE GRUFFALO* for all of your friends and family!



Now you can be The Gruffalo!

You will need:

Crayons or colored pencils, popsicle stick or string,
scissors, and tape



Instructions:

1. Color in
2. Cut out mask along dotted lines with the help of an adult
3. Cut around the eye and mouth holes
4. Tape your popsicle stick to the back of the mask so you can hold the mask to your face
5. Or tape a long piece of string to both ends of your mask and place around your head
6. Place the mask over your face
7. Make your most ferocious GRUFFALO sound: "Grrrrrr!"

